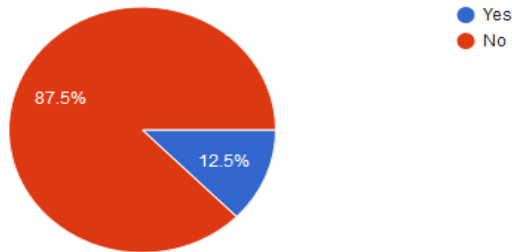


# Dalton State College Appendix A

## APPENDIX A – PROFESSIONAL ADVISORS' RESPONSE TO EAB

Would you like more training opportunities on EAB? (8 responses)

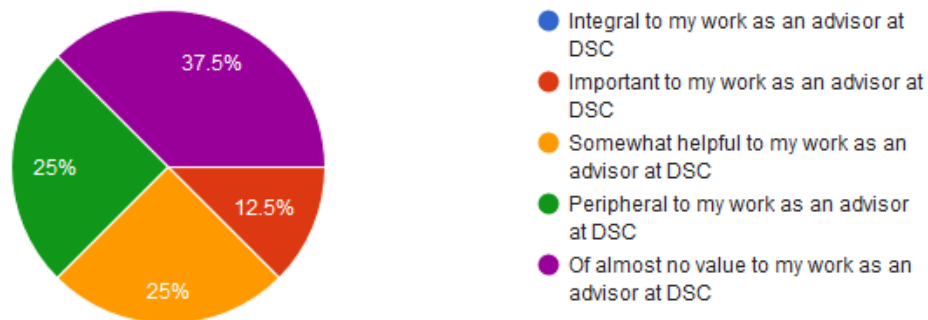


If you answered yes to the preceding question, what specifically would you like more training on?

(1 response)

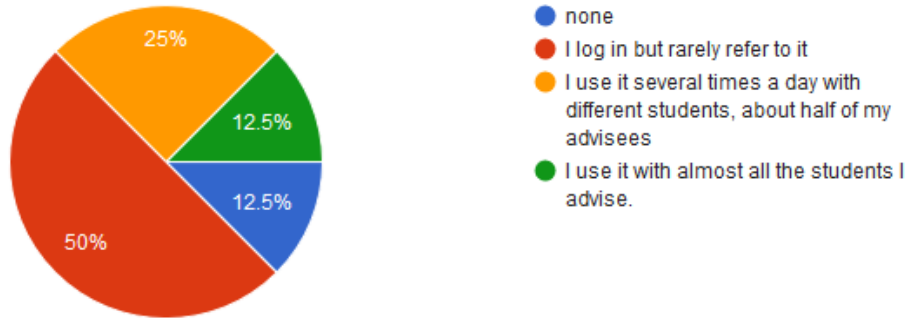
Only when new features come out

Generally, I find EAB's features (8 responses)

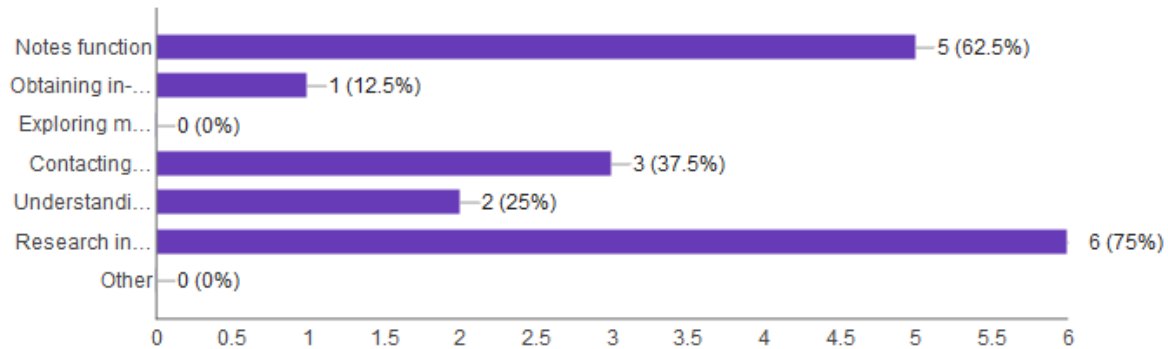


Please indicate the general amount of time you spend using EAB software on a daily basis.

(8 responses)

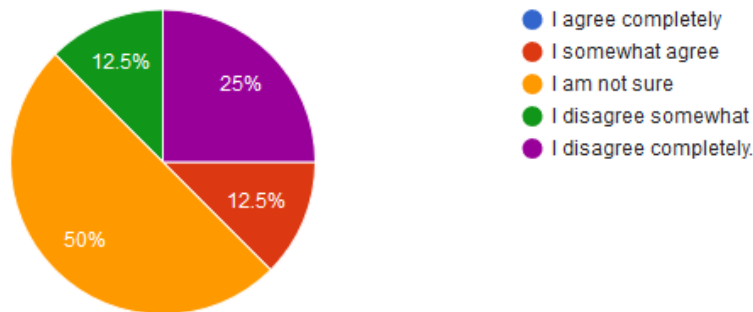


What do you use EAB for when you use it? Check all that apply. (8 responses)



I believe EAB contributes to the advising process in a way that affects student learning, retention, and progression.

(8 responses)



APPENDIX B – RESULTS FROM SMARTEVALS SURVEY ON ADVISING, 2016

**SmartEvals!** DALTON STATE COLLEGE

type criteria, select action &gt;&gt; Evaluation Periods Edit Reports Survey Setup Account Help Andrew Meyer

all types in all course levels in all course traits in the ADVISOR SURVEY department 2016 Spring

Custom Report Percentile Rank myFocus

2016 Spring Surveys

See all eval periods ADVISOR SURVEY Advisor Survey

All courses Group instructors together

All sections of this course See all course levels / types / traits

See all course groups

Customize

Question Text	N	Top Two	Avg	SD	ADVISOR SURVEY Avg	ADVISOR SURVEY SD	Div Avg	Div SD	Sch Avg	Sch SD	0-29	30-59	60-89	90+		
1 How many credits have you completed	941	100% (511)	1.9	1	1.8	1.0	1.8	1.0	1.8	1.0	31% (292)	23% (219)	20% (187)	26% (243)		
						Yes		No								
2 Is major shown actual major	917	93% (857)	0.9	0.2	0.9	0.3	0.9	0.3	0.9	0.3	93% (857)	7% (60)				
						Same		Different		Staff		None		Students		
3 Primary academic advisor	935	87% (809)	4.7	0.7	4.7	0.7	4.7	0.7	4.7	0.7	80% (751)	6% (58)	8% (74)	4% (37)	2% (15)	
						Never		Once		Twice		Monthly		1X Mo +		
4 Advisor Contact	939	31% (289)	3.1	1.1	3.1	1.1	3.1	1.1	3.1	1.1	8% (78)	19% (179)	42% (393)	15% (144)	15% (145)	
						Unstand		General		Smwhat		Unfamil				
5 Grad requirements	933	20% (183)	2.1	1.1	2.1	1.1	2.1	1.1	2.1	1.1	56% (523)	24% (227)	14% (129)	6% (54)		
6 Familiar w/ req	921	13% (118)	1.9	1	1.9	1.0	1.9	1.0	1.9	1.0	62% (567)	26% (236)	10% (91)	3% (27)		
						Not Accurate		Not Very		Neither		Somewhat		Very		
7 Preview goals	915	85% (780)	4.3	1	4.3	1.1	4.3	1.1	4.3	1.1	5% (45)	2% (21)	8% (69)	27% (246)	58% (534)	
8 Monitor progress	913	71% (649)	3.9	1.2	3.9	1.2	3.9	1.2	3.9	1.2	7% (65)	8% (76)	13% (123)	28% (256)	43% (393)	
9 Preplan conference	909	79% (721)	4.2	1.2	4.2	1.2	4.2	1.2	4.2	1.2	7% (60)	4% (33)	10% (95)	26% (232)	54% (489)	



**Complete College Georgia | Campus Plan Updates 2016**

28	Adequate Time	882	(665)	4.1	1.1	4.1	1.1	4.1	1.1	4.1	1.1	5% (44)	4% (38)	15% (135)	25% (221)	50% (444)								
29	Effective	884	78% (687)	4.2	1.1	4.2	1.1	4.2	1.1	4.2	1.1	5% (45)	3% (23)	15% (129)	26% (232)	51% (455)								
30	Success	867	72% (621)	4.1	1.1	4.0	1.1	4.0	1.1	4.0	1.1	5% (40)	3% (30)	20% (176)	25% (221)	46% (400)								
													<b>Very Low</b>	<b>Low</b>	<b>Moderate</b>	<b>High</b>	<b>Very High</b>							
31	Satisfaction	891	73% (649)	4	1.1	4.1	1.1	4.1	1.1	4.1	1.1	4% (37)	4% (33)	19% (172)	29% (256)	44% (393)								
													<b>Vry Discrim</b>	<b>Discrim</b>	<b>Avg</b>	<b>Not Discrim</b>	<b>Not at all D.</b>							
	How discriminating the student was this semester	918	0% (0)									16% (143)	13% (115)	16% (151)	21% (194)	34% (315)								
													<b>Very Easy</b>	<b>Easy Grader</b>	<b>Avg</b>	<b>Hard Grader</b>	<b>Very Hard</b>							
	Rating tendency - this semester	917	0% (0)									34% (314)	22% (204)	16% (151)	16% (146)	11% (102)								
													<b>Vry Discrim</b>	<b>Discrim</b>	<b>Avg</b>	<b>Not Discrim</b>	<b>Not at all D.</b>							
	Discriminate overall	955	0% (0)									24% (230)	34% (325)	27% (260)	12% (119)	2% (21)								
													<b>Very Easy</b>	<b>Easy Grader</b>	<b>Avg</b>	<b>Hard Grader</b>	<b>Very Hard</b>							
	Rating tendency - overall	955	0% (0)									8% (77)	18% (171)	25% (238)	28% (271)	21% (198)								
													<b>Midnight To 300 AM</b>	<b>301Am -600Am</b>	<b>601Am-900Am</b>	<b>901Am-Noon</b>	<b>1201Pm-300Pm</b>	<b>301Pm-600Pm</b>	<b>601Pm-900Pm</b>	<b>901Pm-1159Pm</b>				
	What Time Of Day Are You Completing Evaluation	3	0% (0)									33% (1)	0% (0)	0% (0)	67% (2)	0% (0)	0% (0)	0% (0)	0% (0)					